



The Art & Science of Fresh Centerpiece Design




Use LOMEY® Adhesive to glue the LOMEY® Universal Piece and LOMEY® Columns to a LOMEY® Designer Dish.

Note: LOMEY Adhesive is specially formulated to permanently bond with all components of the LOMEY® Design System. It is also waterproof, which is important when you use OASIS® Floral Foam, like at the bottom of this design.




Also use the LOMEY Adhesive to glue together three LOMEY Columns.



String OASIS™ Beaded Wire down the LOMEY Columns to add colorful detail in seconds.



Using OASIS® Double-Faced Tape, cover the top surface of the three LOMEY Columns.



Secure a LOMEY Designer Dish to the OASIS Double-Faced Tape, creating a strong base for OASIS Floral Foam and flowers that will tower this tall design.



Marshall Floral Products

800-595-8623 www.MarshallFloralProducts.com fax 800-798-8641

The Art & Science of Fresh Centerpiece Design

[LOMEY Design System Components - Click here to view products](#)

[OASIS Beaded Wire - Click here to view product](#)

S0-2730-43-P

Available in 14 colors

[LOMEY Adhesive - Click here to view product](#)

S0-1500-P

[OASIS Double-Faced Tape - Click here to view product](#)

S0-1660-P